



## Escaleras y accesorios



**2018**

All our ladders are manufactured under very strict international rules and technical supervision. We use high quality stainless steel AISI304 only, for steps and handrails.

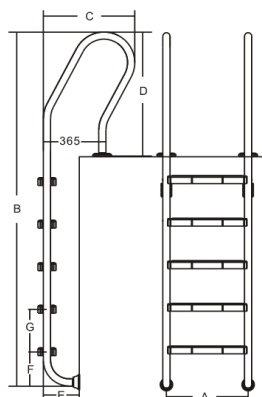
Handrails pipe measurement its:  $\varnothing 42\text{mm}$

Stainless Steel pipe thickness: 1,2mm

Stainless Steel step thickness: 1mm

Completed with Anchor Fixtures


Stainless Steel AISI316 is also available under request.




### Anchor Type Stainless Steel Step

#### SF Series Ladder

Model No.	A mm	B mm	C mm	D mm	E mm	F mm	G mm
SF215-S	502	1330	650	640	180	200	250
SF315-S	502	1580	650	640	180	200	250
SF415-S	502	1830	650	640	180	200	250
SF515-S	502	2080	650	640	180	200	250



Stainless Steel Step

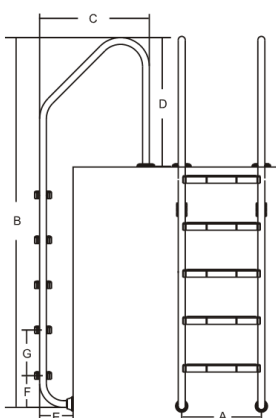


Stainless Steel Step  
(anti-slippery pad)

### Anchor Type Stainless Steel Step with anti-slippery pad

#### SF Series Ladder

Model No.	A mm	B mm	C mm	D mm	E mm	F mm	G mm
SF215-SR	502	1330	650	640	180	200	250
SF315-SR	502	1580	650	640	180	200	250
SF415-SR	502	1830	650	640	180	200	250
SF515-SR	502	2080	650	640	180	200	250



### Anchor Type Stainless Steel Step

#### SL Series Ladder

Model No.	A mm	B mm	C mm	D mm	E mm	F mm	G mm
SL215-S	502	1330	650	640	180	200	250
SL315-S	502	1580	650	640	180	200	250
SL415-S	502	1830	650	640	180	200	250
SL515-S	502	2080	650	640	180	200	250



Stainless Steel Step



Stainless Steel Step  
(anti-slippery pad)

### Anchor Type Stainless Steel Step with anti-slippery pad

#### SL Series Ladder

Model No.	A mm	B mm	C mm	D mm	E mm	F mm	G mm
SL215-SR	502	1330	650	640	180	200	250
SL315-SR	502	1580	650	640	180	200	250
SL415-SR	502	1830	650	640	180	200	250
SL515-SR	502	2080	650	640	180	200	250

All our ladders are manufactured under very strict international rules and technical supervision.

We use high quality stainless steel AISI304 only, for steps and handrails.

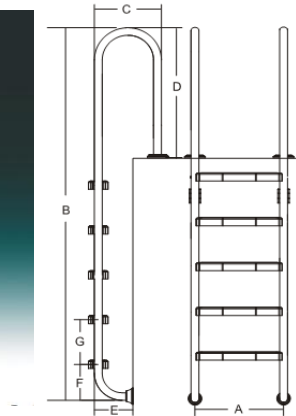
Handrails pipe measurement its:  $\varnothing 42\text{mm}$

Stainless Steel pipe thickness: 1,2mm

Stainless Steel step thickness: 1mm

Completed with Anchor Fixtures

Stainless Steel AISI316 is also available under request.



**Anchor Type Stainless Steel Step**

**MU Series Ladder**

Model No.	A mm	B mm	C mm	D mm	E mm	F mm	G mm
MU215-S	502	1330	365	640	180	200	250
MU315-S	502	1580	365	640	180	200	250
MU415-S	502	1830	365	640	180	200	250
MU515-S	502	2080	365	640	180	200	250



Stainless Steel Step

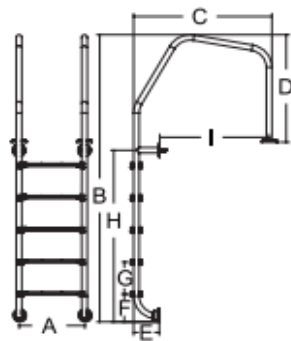


Stainless Steel Step (anti-slippery pad)

**Anchor Type Stainless Steel Step with anti-slippery pad**

**MU Series Ladder**

Model No.	A mm	B mm	C mm	D mm	E mm	F mm	G mm
MU215-SR	502	1330	365	640	180	200	250
MU315-SR	502	1580	365	640	180	200	250
MU415-SR	502	1830	365	640	180	200	250
MU515-SR	502	2080	365	640	180	200	250



**Anchor Type Stainless Steel Step**

**OF Series Ladder**

Model No.	A mm	B mm	C mm	D mm	E mm	F mm	G mm
OF215-S	502	1330	1042	640	180	200	250
OF315-S	502	1580	1042	640	180	200	250
OF415-S	502	1830	1042	640	180	200	250
OF515-S	502	2080	1042	640	180	200	250



Stainless Steel Step

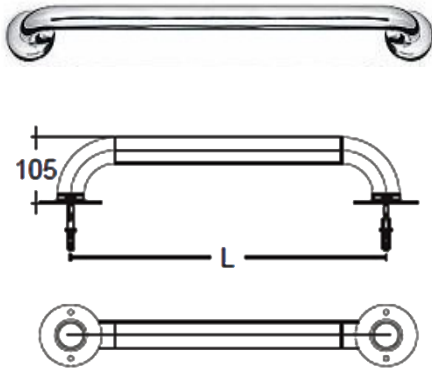


Stainless Steel Step (anti-slippery pad)

**Anchor Type Stainless Steel Step with anti-slippery pad**

**OF Series Ladder**

Model No.	A mm	B mm	C mm	D mm	E mm	F mm	G mm
OF215-SR	502	1330	1042	640	180	200	250
OF315-SR	502	1580	1042	640	180	200	250
OF415-SR	502	1830	1042	640	180	200	250
OF515-SR	502	2080	1042	640	180	200	250



Straight Grabrail		
Model No.	Drawing	Remark
L050	DA 42 L-500mm	MOQ-50 pcs
L100	DA 42 L-1000mm	MOQ-50 pcs
L150	DA 42 L-1500mm	MOQ-50 pcs
L200	DA 42 L-2000mm	MOQ-50 pcs
L250	DA 42 L-2500mm	MOQ-50 pcs
L300	DA 42 L-3000mm	MOQ-50 pcs



Stainless Steel Waterfall	
Model No.	Drawing
Waterfall	300*500*600mm

